

# Turbulence modeling of wind fields

**SIEMENS**

Corporate Research  
& Technology

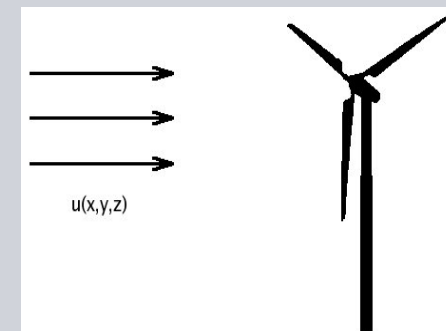
+ U Giessen

+ U Århus

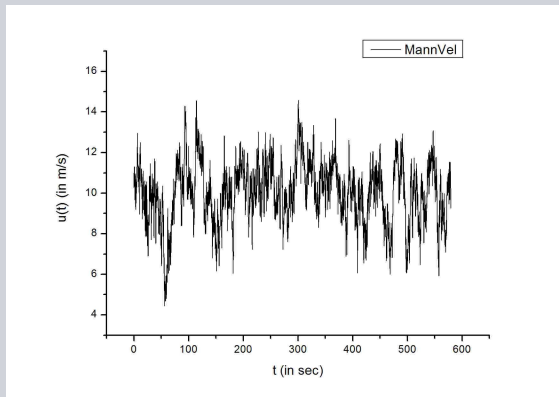


External wind conditions affect structural loading, durability and operation of wind turbines.

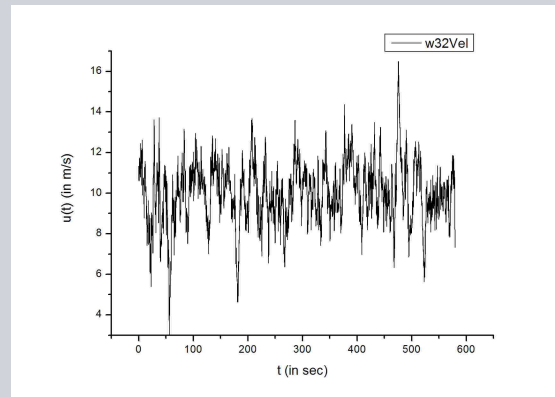
- (1) ambient turbulence,
- (2) wake turbulence.



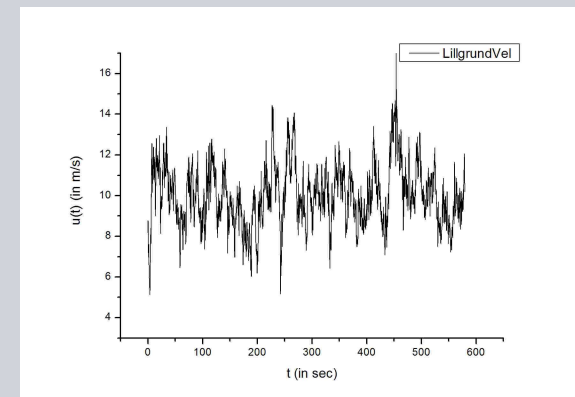
# Three types of wind traces with $\langle u \rangle = 10 \text{ m/sec}$ and 15% turbulence intensity



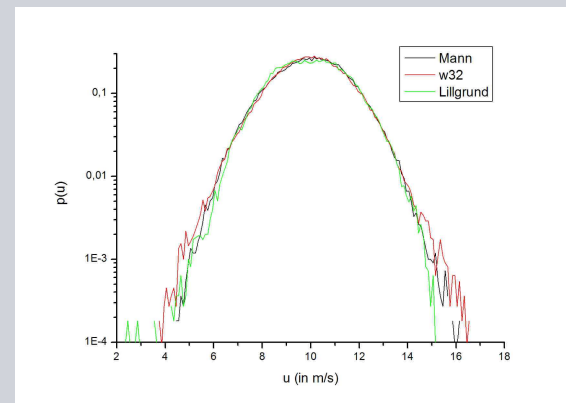
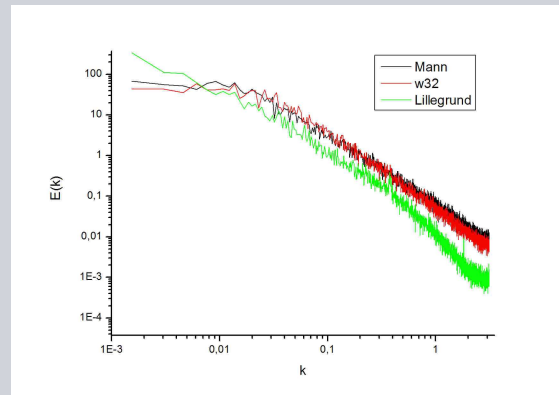
Mann model (L=64m)



Multifractal model (L=64m)

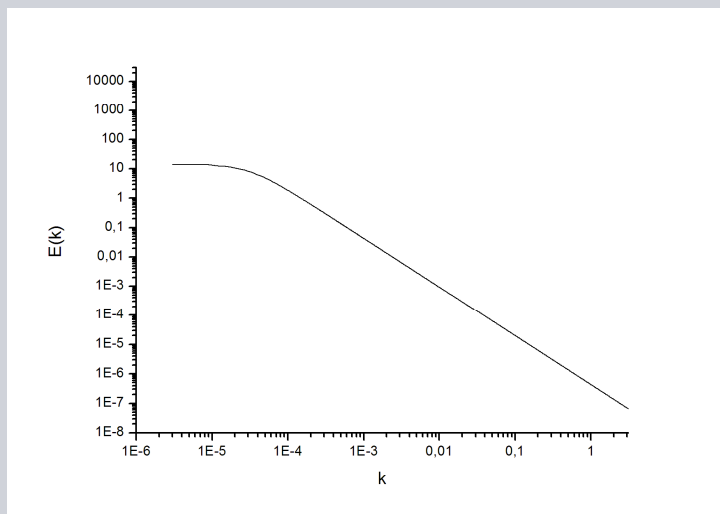


Lillegrund data (L=250m)



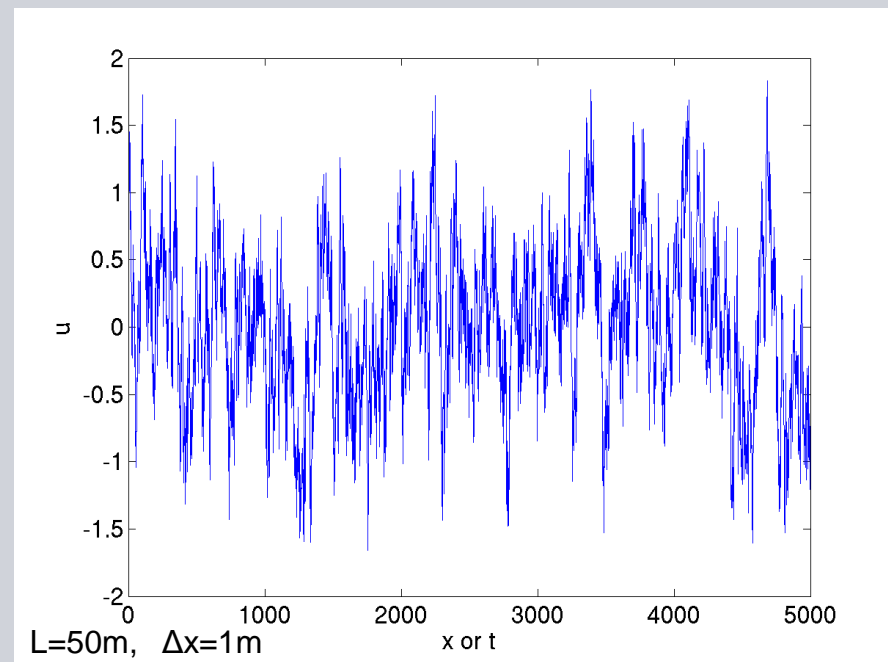
# Standard (IEC 61400) ambient turbulence modeling I

$$E(k) = C / (1 + L^2 k^2)^{5/6}, \quad u(x \text{ or } t) = \sum_k \sqrt{E(k)} n_k e^{ikx}$$



von Karman spectrum: 5/3 law

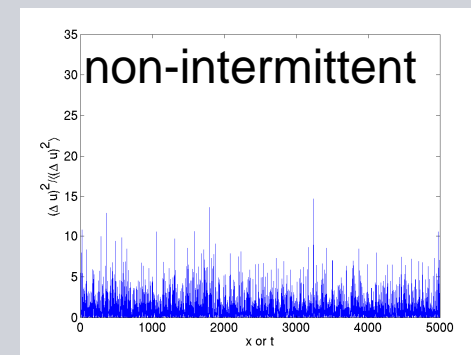
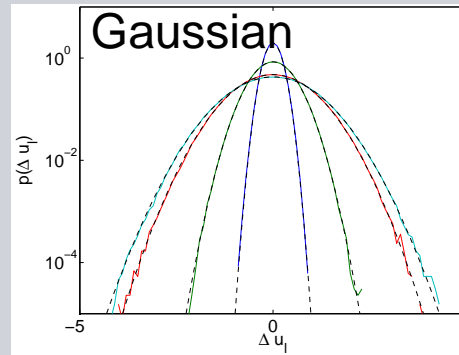
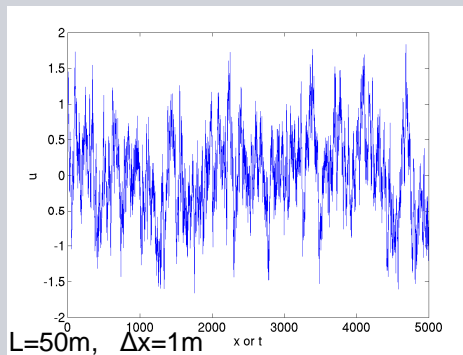
time trace



# Standard ambient turbulence modeling II

$$E(k) = C / (1 + L^2 k^2)^{5/6}, \quad u(x \text{ or } t) = \sum_k \sqrt{E(k)} n_k e^{ikx}$$

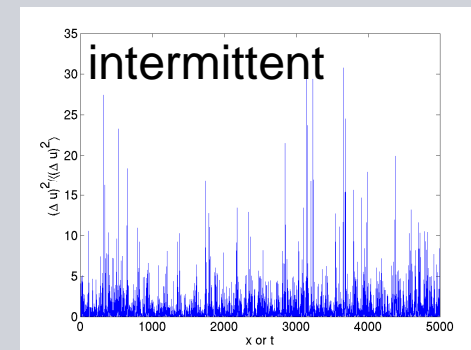
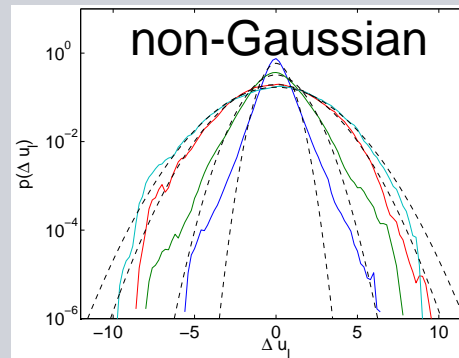
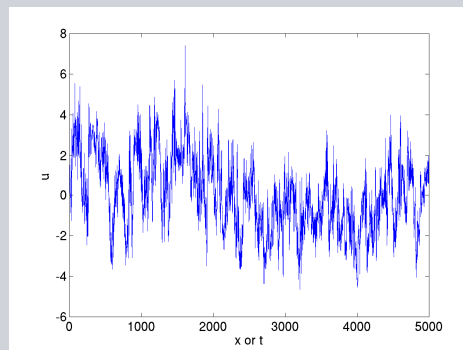
standard normal turbulence model



$$\Delta u_l(x) = u(x+l) - u(x) \quad \Delta u(x)^2 = [u(x + \Delta x) - u(x)]^2$$

$l = 1024m, 32m, 8m, 1m$   $\Delta x = 1m$

observed atmospheric boundary layer

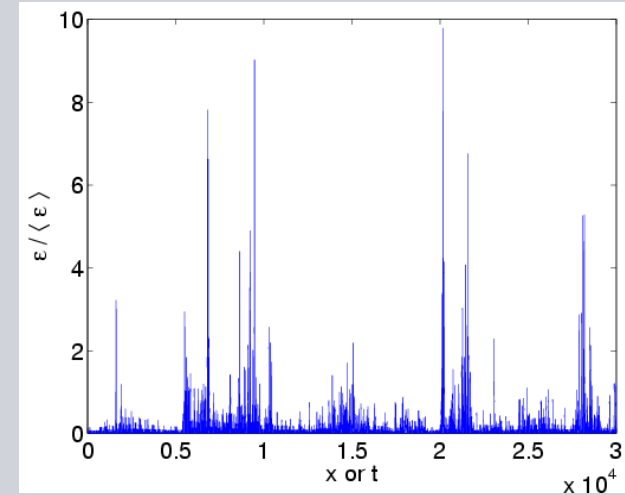


# Multifractal extension of standard ambient turbulence modeling I

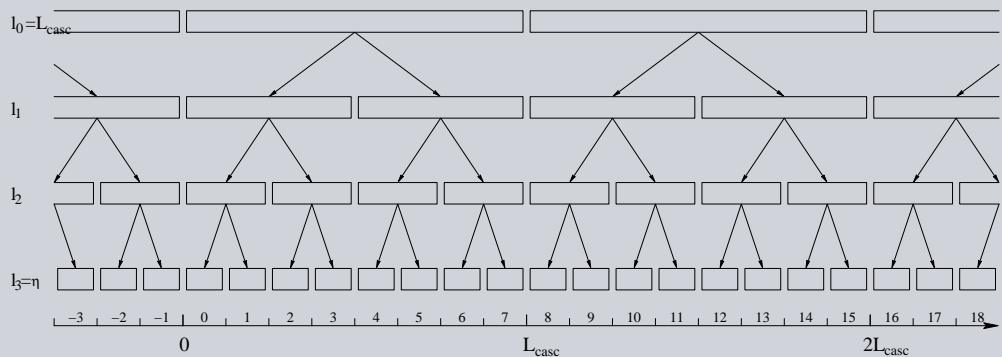
$$E(k) = C / (1 + L^2 k^2)^{5/6}$$

$$u(x) = \sum_k \sqrt{E(k)} n_k e^{ikx}$$

$$\Delta u(x) = u(x + \Delta x) - u(x)$$



$$\Delta u(x) \Rightarrow (\text{multifractal}(x))^{1/3} \Delta u(x)$$



multifractal energy cascade

$$\pi(l) = \Delta u(l)^3 / l$$

Novikov'71  
Benzi+Paladin+  
Parisi+Vulpiani'84

hierarchy of scales

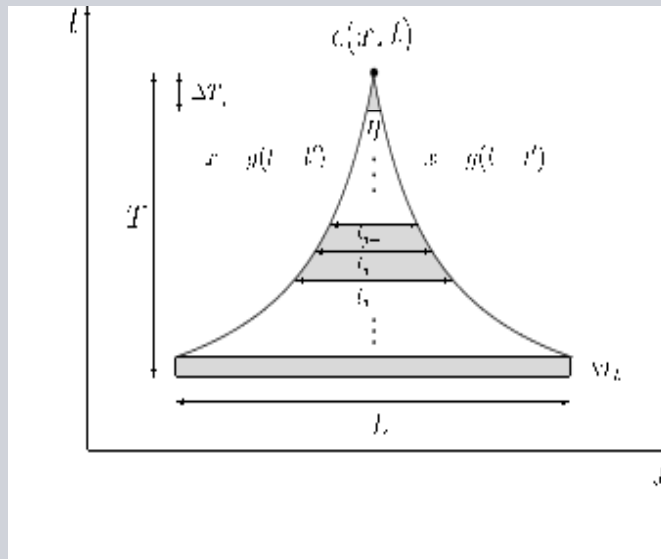
$$L \rightarrow L/\lambda \rightarrow \dots \rightarrow L/\lambda^j \rightarrow \dots \rightarrow L/\lambda^J = \eta$$

random multiplication

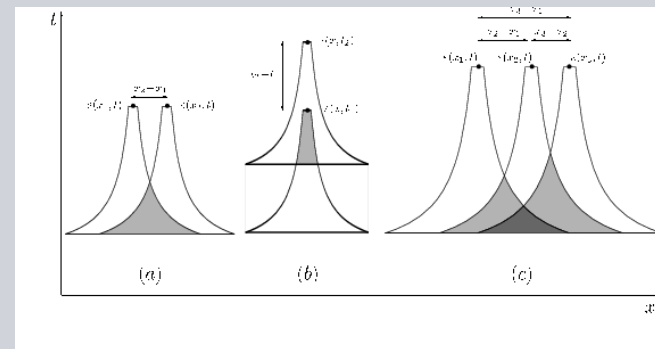
$$m = q_1 \cdot q_2 \cdot \dots \cdot q_j \cdot \dots \cdot q_J$$

more multifractal modeling

$$m(x, t) = \exp \left( \int_{t-T}^t dt' \int_{x-L/2}^{x+L/2} dx' f(x-x', t-t') \gamma(x', t') \right)$$



PLA 320 (2004) 247  
EPJB 63 (2008) 109



# Multifractal extension of standard ambient turbulence modeling II

$$E(k) = C / (1 + L^2 k^2)^{5/6}$$

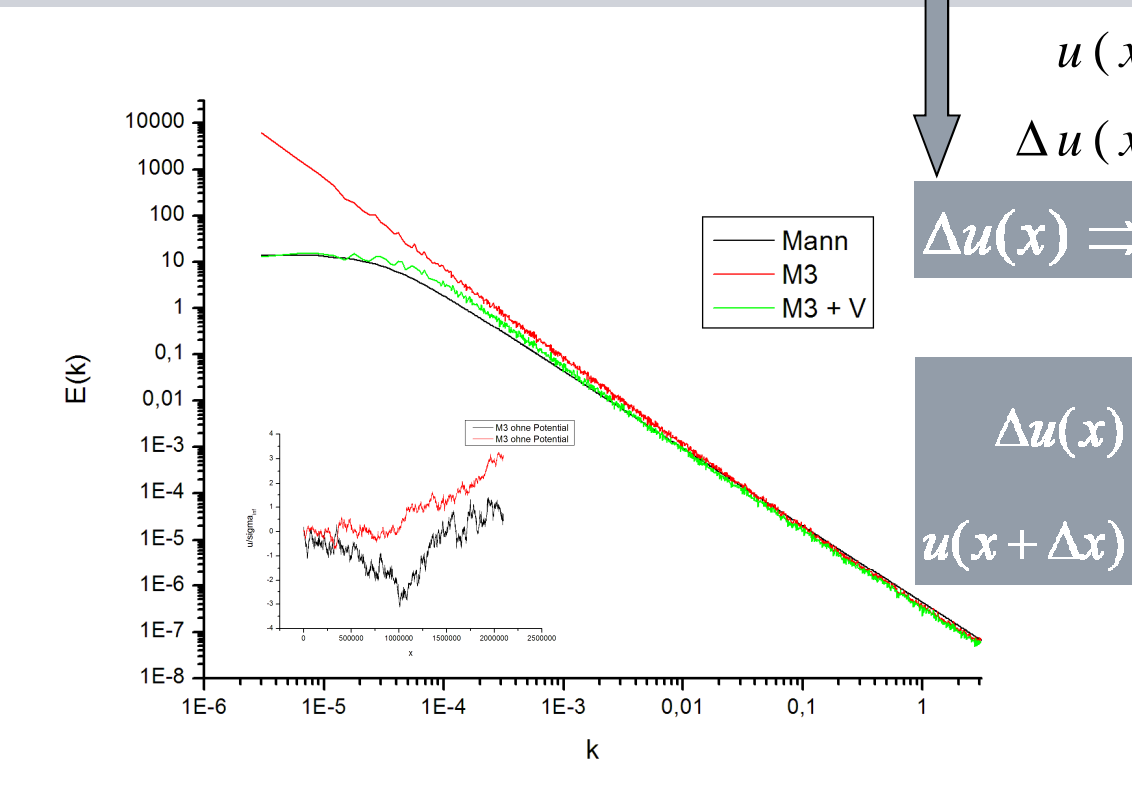
$$u(x) = \sum_k \sqrt{E(k)} n_k e^{ikx}$$

$$\Delta u(x) = u(x + \Delta x) - u(x)$$

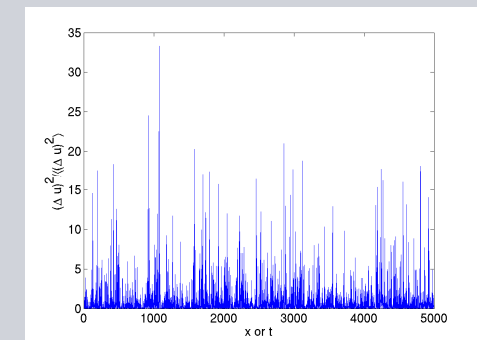
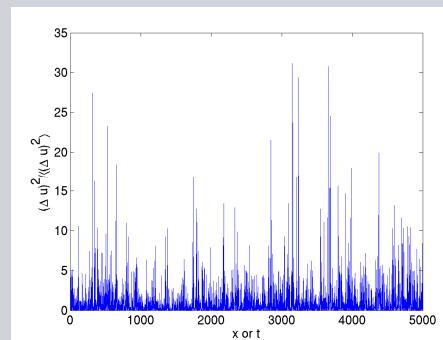
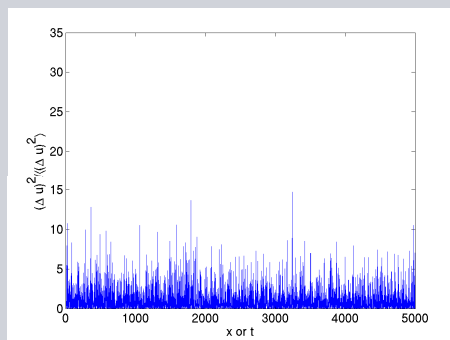
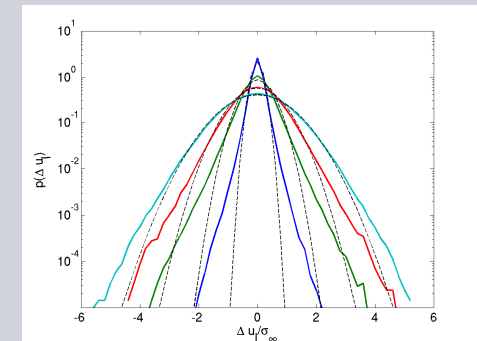
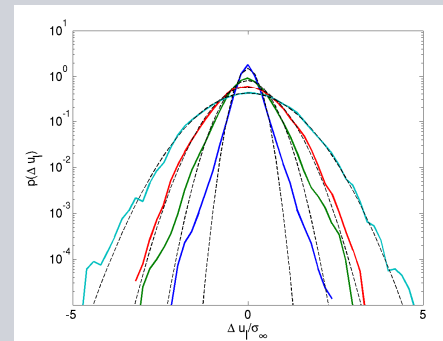
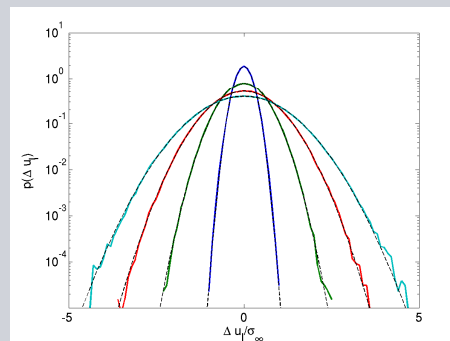
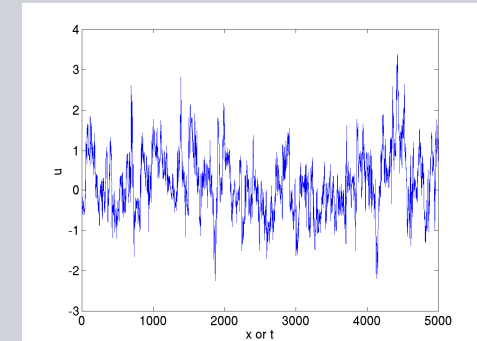
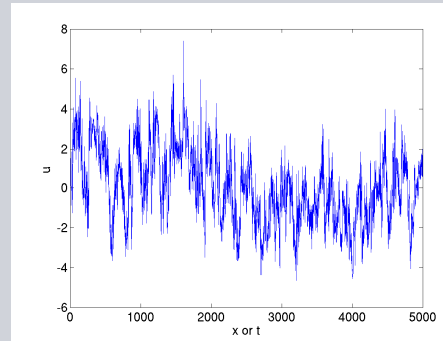
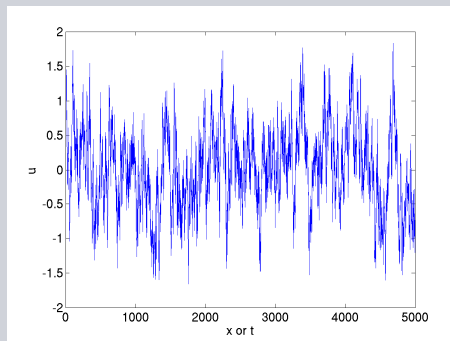
$$\Delta u(x) \Rightarrow (\text{multifractal}(x))^{1/3} \Delta u(x)$$

$$\Delta u(x) \Rightarrow -\frac{\partial V(u)}{\partial u} + \sqrt[3]{m(x)} \Delta u(x)$$

$$u(x + \Delta x) = u(x) + \Delta u(x)$$



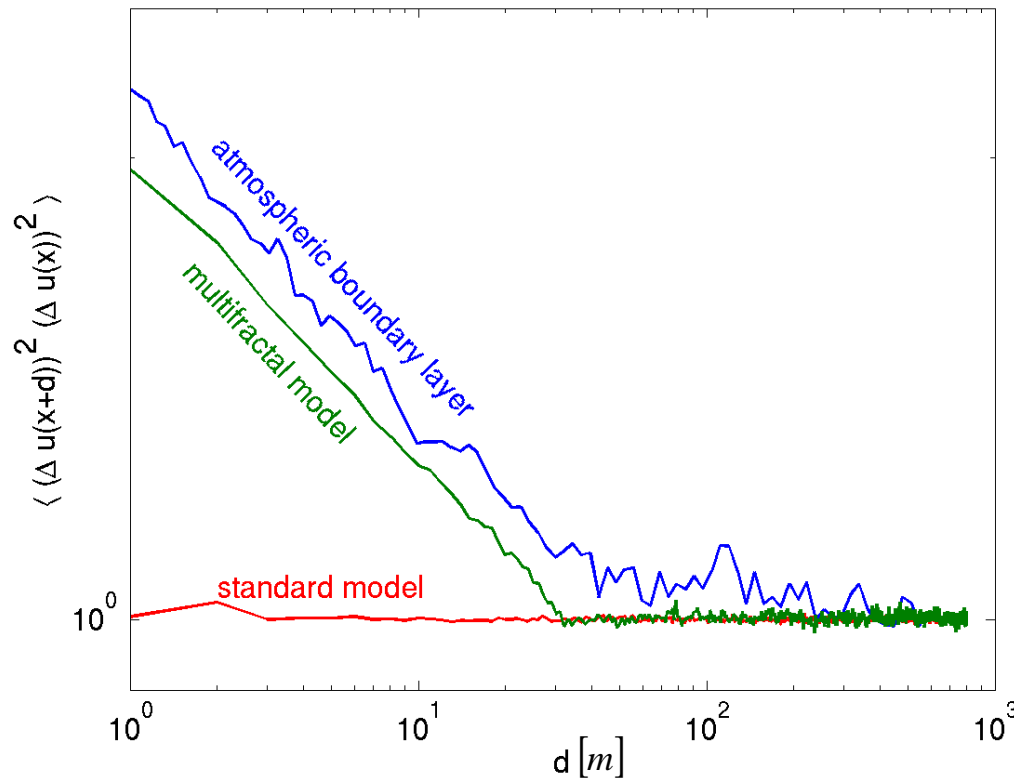
## Wind traces: standard / real / multifractal





# Wind gust correlations (onshore)

$$\langle \Delta u(x+d)^2 \Delta u(x)^2 \rangle \propto d^{-\mu}$$

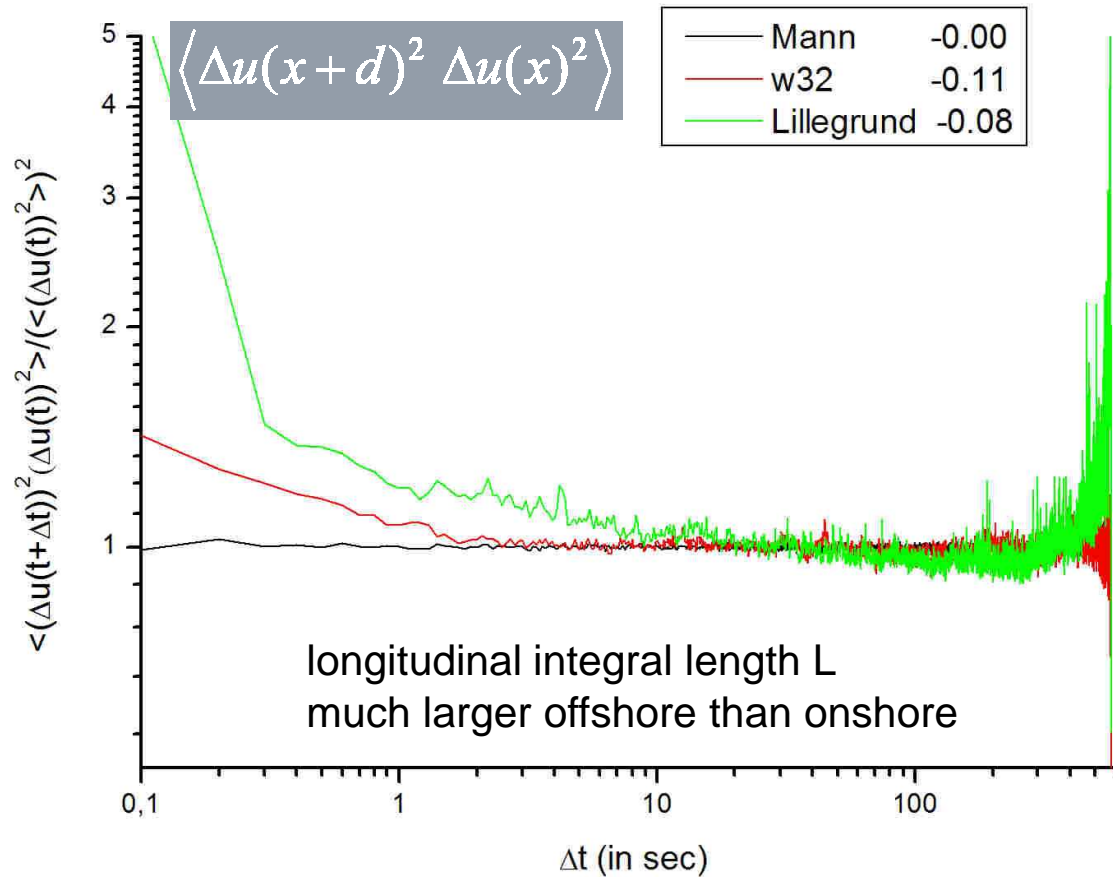


multifractal fingerprint  $\mu$

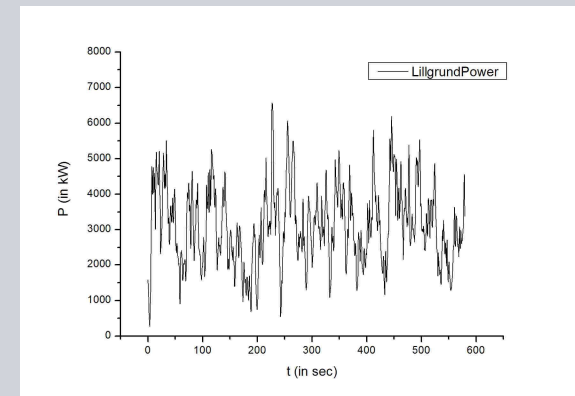
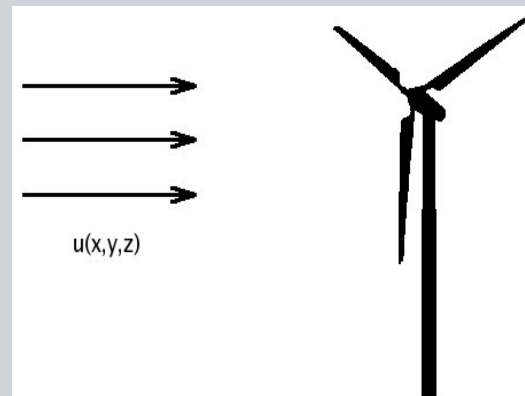
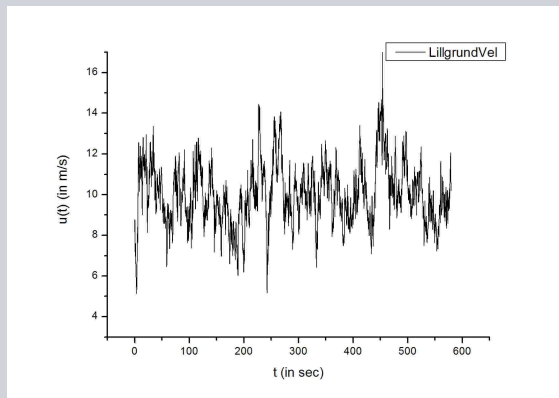
correlation length  $\approx 30-50m$ ,  
correlation time  $\approx 5-10sec$

length of rotor blade  $\approx 40-50m$

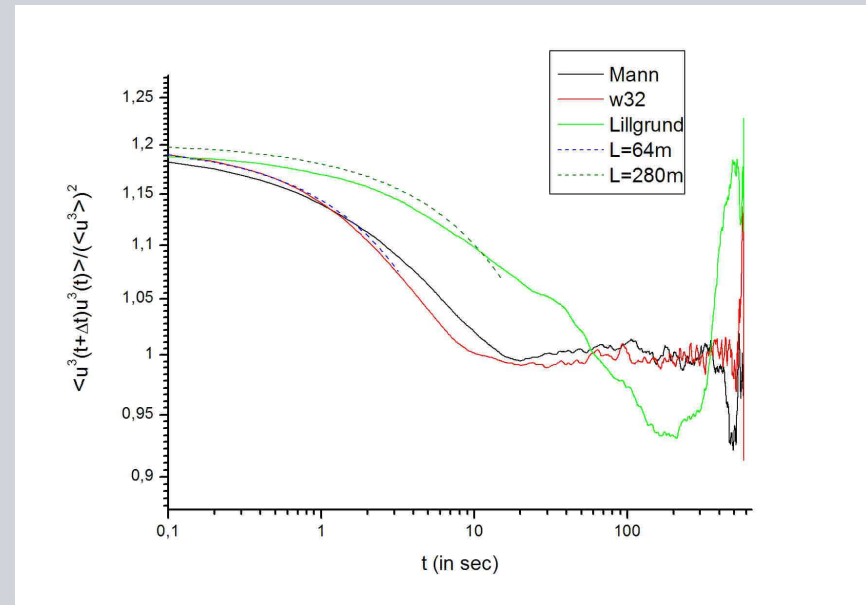
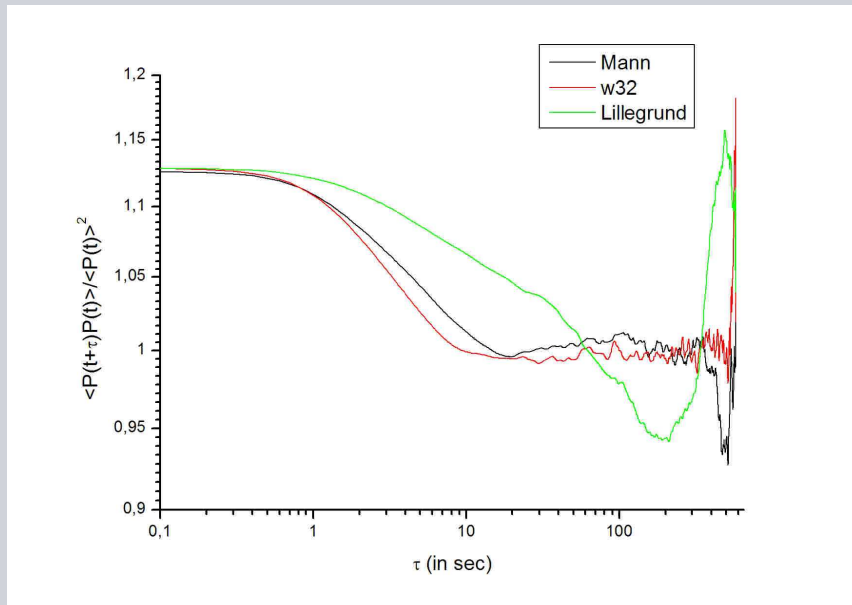
# Wind gust correlations (offshore)



## Wind-turbine interaction I



# Wind-turbine interaction II: power autocorrelation → integral length L

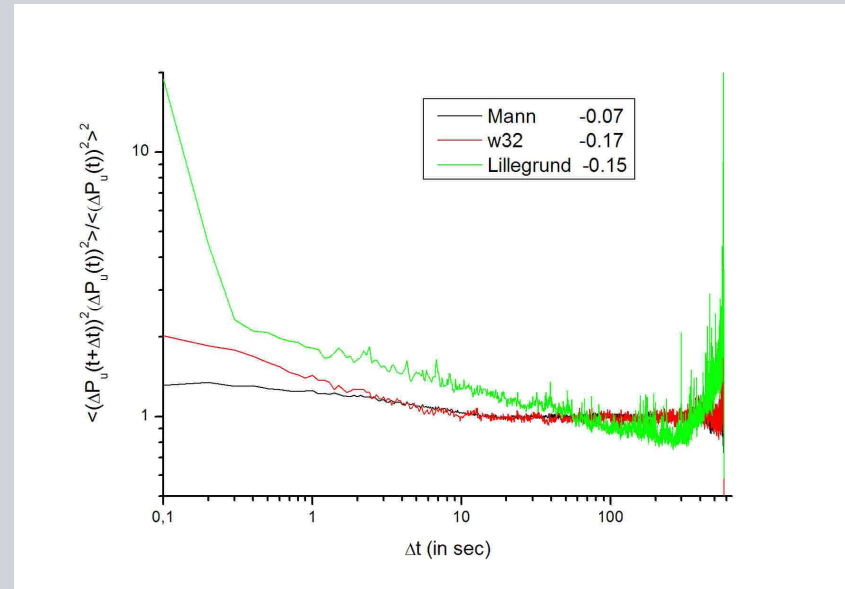
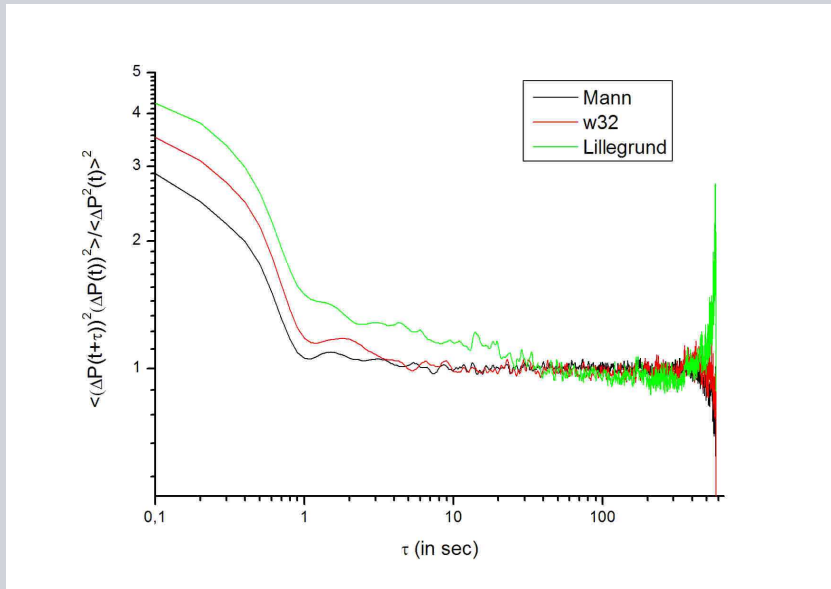


$$\frac{\langle P(t + \Delta t)P(t) \rangle}{\langle P \rangle^2}$$

$$\frac{\langle u^3(x+l)u^3(x) \rangle}{\langle u^3 \rangle^2} \approx 1 + 9 \frac{\sigma^2}{u^2} \left( 1 - \left( \frac{l}{L} \right)^{2/3} \right)$$

longitudinal integral length L  
much larger offshore than onshore

# Wind-turbine interaction III: power-gradient autocorrelation → multifractality



$$\frac{\langle \Delta P^2(t + \tau) \Delta P^2(t) \rangle}{\langle \Delta P^2 \rangle^2}$$

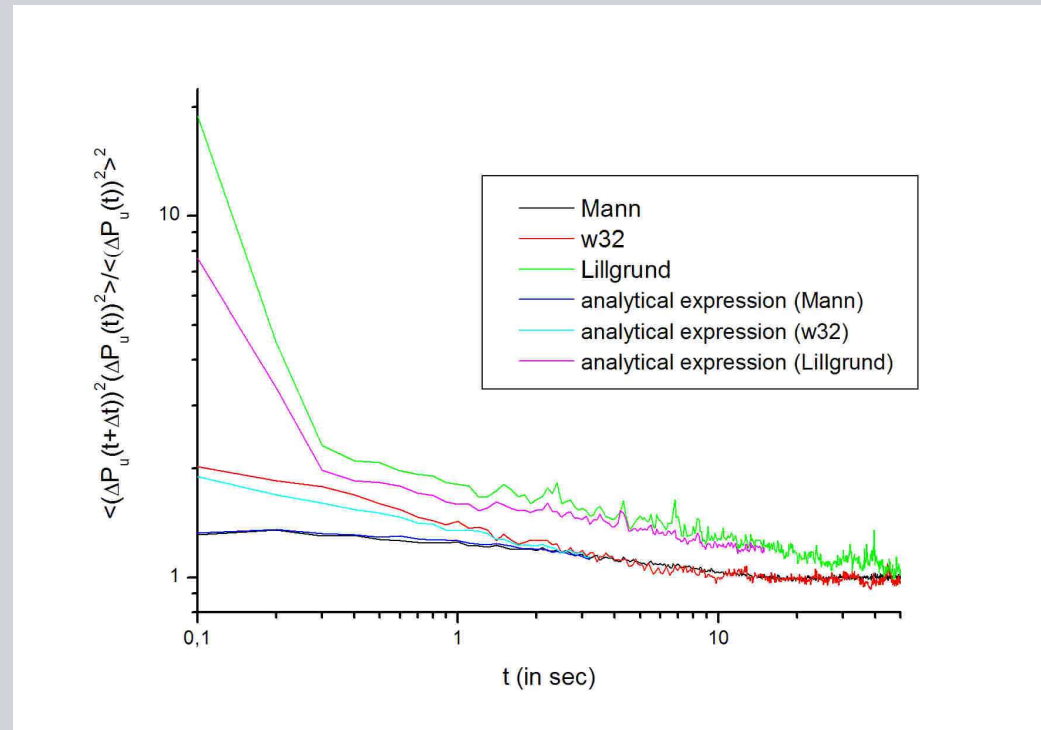
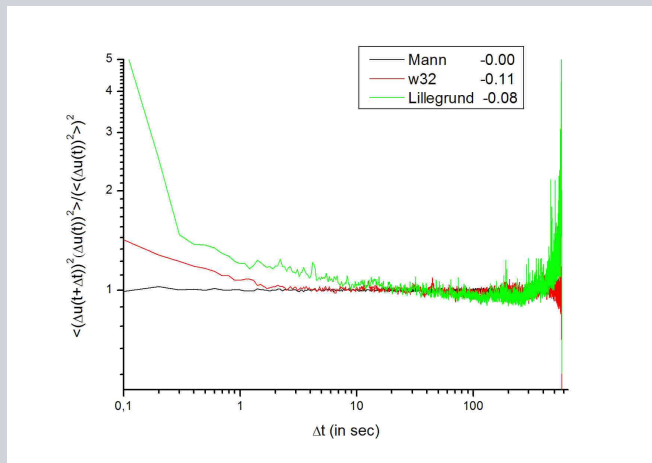
$$\Delta P(t) = P(t + \tau) - P(t)$$

$$\frac{\langle \Delta P_u^2(t + \Delta t) \Delta P_u^2(t) \rangle}{\langle \Delta P_u^2 \rangle^2}$$

$$\Delta P_u(t) = u^3(t + \tau) - u^3(t)$$

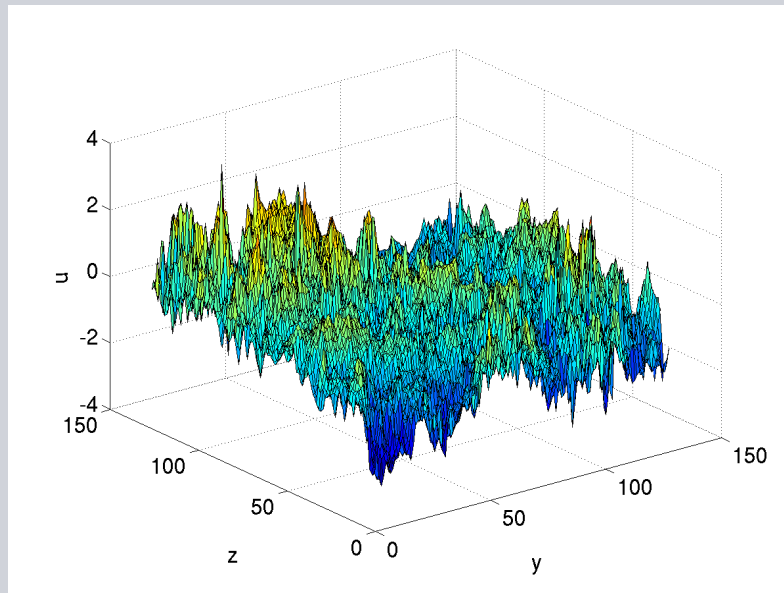
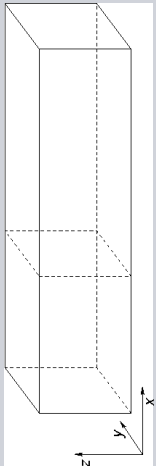
# Wind-turbine interaction IV: multifractal fingerprint ( $\mu$ ) **SIEMENS** wind-gust correlation $\rightarrow$ power-gradient correlation

$$\frac{\langle \Delta P_u^2(x+l) \Delta P_u^2(x) \rangle}{\langle \Delta P_u^2 \rangle^2} \approx 1 + 16 \frac{\sigma^2}{u^2} \left( 1 - \left( \frac{l}{L} \right)^{2/3} \right) \frac{\langle \Delta u^2(x+l) \Delta u^2(x) \rangle}{\langle \Delta u^2 \rangle^2}$$



**More multifractal modeling:  
from wind traces to wind fields**


$u(x, y, z)$



**ambient turbulence  
= multifractal turbulence**

- turbine loads
- blade design
- new standard

## Wind farm optimization + control



selfish : 
$$P_{\text{farm}} = \sum_i \max(P_i(\varphi_i, f_i | v_i))$$

cooperative : 
$$P_{\text{farm}} = \max\left(\sum_i P_i(\varphi_i, f_i | v_i, \theta)\right)$$